

**Survey: Media Survey 2024**

**Report: Default Report**

Survey Status		Respondent Statistics		Points Summary
Status:	Closed	Total Responses:	223	No Points Questions used in this survey.
Deploy Date:	01/10/2024	Completes:	208	
Closed Date:	02/19/2024	Partials:	15	

1. **Before you applied to become a student, where did you receive information about Northwood Technical college? Select all that apply.**

	Responses	Percent
High School Staff:	42	18.83%
High School Visit by a College Representative:	26	11.66%
On-Campus Visit/Event/Tour:	44	19.73%
College Fairs:	23	10.31%
Employer:	8	3.59%
Word of Mouth:	89	39.91%
Advertisement:	32	14.35%
Brochures/Flyers:	18	8.07%
Social Media:	26	11.66%
Northwood Tech Website:	82	36.77%
Direct Mail, i.e. Postcard:	20	8.97%
If other, please specify:	35	15%
Total Responded to this question:		223 100%
Total who skipped this question:		0 0%
Total:		223 100%

1. Before you applied to become a student, where did you receive information about Northwood Technical college? Select all that apply.

Response	Comments
1	Meeting Scott Leonard at Grace Church
2	Was a student before
3	I've been to the Northwood Halloween events!
4	Previous experience with then WITC (1991-1993).
5	A friend
6	Literally just live near
7	My Independent Living Instructor at Workforce Resource.
8	DVR
9	previous study here
10	I'm already had a degree from WITC
11	previously attended when WITC

1 2 I was a student previously in 2011 & 2012  
1 3 I attended college here years ago.  
1 4 ran into a former instructor that used to work here.  
1 5 Finished my hsed with Northwood tech.  
1 6 Google  
1 7 coworkers  
1 8 My outlook email  
1 9 Knew Faculty  
2 0 Attended this school before for another program  
2 1 I grew up a block away from WITC  
2 2 My mom went to this school when I was a baby and I learned a little about it from her.  
2 3 none, used google  
2 4 my coworker  
2 5 I live here in New Richmond  
2 6 Department of Workforce and development, DVR  
2 7 parents  
2 8 A friend had worked in administration  
2 9 Gordon EMS  
3 0 I had previously been a student years ago when it was WITC  
3 1 Workforce  
3 2 I live in Ashland so Its one of 2 schools. I went to WITC in the past  
3 3 Live in the area and knew about the College from family.  
3 4 Workforce Center of Wisconsin  
3 5 A friend

2.

Which social media platform(s) do you use the most? Choose between three and five options.

	Responses	Percent
TikTok:	107	47.98%
Instagram:	98	43.95%
Facebook:	162	72.65%
Snapchat:	124	55.61%
LinkedIn:	15	6.73%
YouTube:	116	52.02%
X (Twitter):	13	5.83%
Threads:	3	1.35%
None:	8	3.59%
If other, please specify:	5	2%
Total Responded to this question:		223 100%
Total who skipped this question:		0 0%
Total:		223 100%

2.

Which social media platform(s) do you use the most? Choose between three and five options.

Response	Comments
1	reddit
2	YouTube for specific content, music, DIY, etc.. No account.
3	Emails
4	Reddit
5	During the past I would've answered this question and said, "Facebook". Though during the previous five years I have used "Google's" and "Microsoft's" email data bases to socialize with the people I communicate with.

3.

Which local network television stations, if any, do you watch (i.e. KBJR, Kare11, etc.) Please list.

	Responses	Percent
Responses:	151	100%
Total Responded to this question:	151	67.71%
Total who skipped this question:	72	32.29%
Total:	223	100%

3.

Which local network television stations, if any, do you watch (i.e. KBJR, Kare11, etc.) Please list.

Response	Response Text
1	WEAU 13
2	I barley watch local news.
3	Channel 5 out of Minneapolis
4	None
5	WDIO
6	WCCO
7	none
8	i don't watch any news
9	Fox 9
10	None
11	None
12	None
13	Fox 21 news
14	Kare11 and Fox
15	None
16	dont want any
17	none
18	None.
19	Kare11
20	Kbjr
21	Fox 9
22	WEAU 13
23	none
24	KBJR
25	None, I stream
26	KBJR WDIO
27	None
28	None
29	Kare11
30	Fox9
31	No TV since 2007.
32	N/a
33	Fox21, WDIO
34	WCCO 4 news or Kare 11
35	None
36	None
37	na

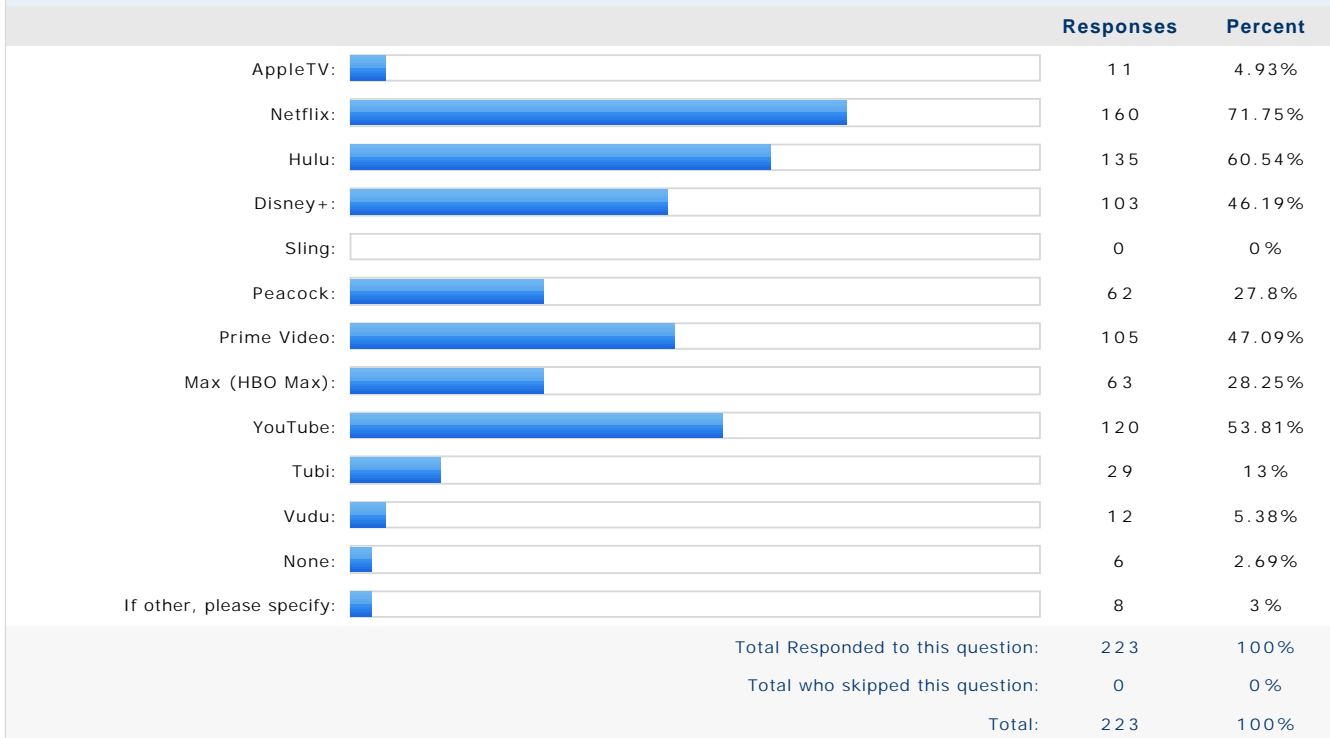
38	Kbjr
39	None
40	N/A
41	none
42	Kare 11
43	none
44	Kare 11
45	Kare 11
46	None
47	N/A
48	Kare11
49	no
50	I don't watch local television
51	streaming only
52	None
53	None
54	-
55	KBJR, The local Duluth Fox station
56	Cartoon Network, USA, NBC, National Geographic
57	No
58	NHL network
59	Fox9
60	none
61	Kare11
62	WEAU 13
63	None
64	none
65	WEAU
66	Kare11
67	None
68	I don't watch any
69	5 eyewitness news, Fox 9
70	Mtv, Nick and Disney
71	none
72	Fox, cbs
73	Kare11
74	None
75	N/a
76	Kare 11
77	N/A
78	n/a
79	Fox 21
80	Fox 9
81	none
82	Kare 11
83	none
84	CBS
85	ION channel or Crime Network

86	Fox9 and Kare11
87	None
88	N/A
89	N/A
90	Occasionally Kare11 or CNN
91	KBJR, Fox, Northern News Now, ABC
92	None
93	I don't really watch any television stations.
94	Kare11 Fox9
95	KBJR
96	None
97	N/a
98	Non
99	None
100	WDIO and PBS
101	Kare11
102	None
103	n/a
104	None
105	none
106	N/A
107	TruTV, KBJRNBC, KDLHCW
108	KBJR
109	None
110	none
111	None
112	I watch the local stations that have pro sports on them
113	None
114	CBS NBC fox
115	Kare 11
116	i honestly dont watch any of that
117	none, streaming TV only
118	None
119	none
120	WEAU news
121	KBJR
122	N/A
123	None
124	None
125	N/A
126	None
127	Fox 9
128	kare 11
129	Spectrum and Samsung
130	Fox 9 out of the cities
131	KBJR
132	I do not have local TV unfortunately
133	n/a

134	none
135	Fox21
136	WCCO, KARE11
137	None
138	kbjr fox
139	None
140	Fox, KBJR.
141	1) KQDS-Fox Ch 21 2) WDIO Ch 10 3) KBJR Ch 6
142	None
143	KBJR meTV
144	N/a
145	Kare11 and fox9
146	I don't watch any TV.
147	None
148	N/A, don't have cable tv or internet
149	Weau Fox
150	All of them
151	None

4.

Which video streaming service(s) do you use the most? Choose between three and five options.



4.



Which video streaming service(s) do you use the most? Choose between three and five options.

Response	Comments
1	Paramount+
2	paramount
3	Dvd watch own videos
4	Discovery+
5	ESPN+
6	Emby
7	Paramount+
8	Discovery plus



5.

Do you pay for ad-free video streaming?

	Responses	Percent
Yes: 	73	32.88%
No: 	149	67.12%
Total Responded to this question:	222	99.55%
Total who skipped this question:	1	0.45%
Total:	223	100%

**6. Which local radio stations, if any, do you listen to? Please list.**

	Responses	Percent
Responses:	156	100%
Total Responded to this question:	156	69.96%
Total who skipped this question:	67	30.04%
Total:	223	100%

6. Which local radio stations, if any, do you listen to? Please list.

Response	Response Text
1	WAXX 104.5
2	There was one radio but it was music and I don't remember the name.
3	97.7
4	None
5	102.5 and 107.7
6	KTCO
7	101.3
8	101.3, 93.7
9	country
10	Jack 104
11	I do not
12	101.3 93.7
13	Xm radio
14	100.7 98.6 104.5
15	None
16	KDWB and KS95
17	None
18	b105
19	None
20	WWIB and WJMC.
21	102.1, 106.7 , 107.9
22	MPR
23	93.3 WBSZ 107.3 WNXR 96.7 WJJH 91.9 KDNW 106.9
24	None
25	104.1 Jack FM
26	95.3 WGMO, 96.1 WJMC, 97.7 WAQE, 94.7 The River, King Country 106.3
27	none
28	102.5, 98.9, 105.1
29	101.3
30	94.5, 93.7, 97.1
31	None, I use Apple carplay
32	KDWB ks95
33	Kdwb
34	102.5 98.6
35	None
36	None
37	102.1
38	None.











39	N/a
40	KDWB, Cities 97
41	N/A
42	None
43	KDWB (101.3 FM)
44	k102
45	107.7 98.9
46	None
47	N/A
48	Kool 108, KS95, 102.1
49	101.3i think
50	None
51	satellite
52	102.1 & 102.9
53	The current
54	K102, 93X, The Wolf everything country.
55	92.7
56	N/A
57	102.9 102.1 105.7
58	101.3 107.9 97.5
59	None
60	KDWB, KTIS
61	107.1 101.3 102.1 106.7 104.5
62	101.3
63	None
64	107.7, 98.9
65	96.7, 93.3, 106.9, 99.7
66	None
67	Not really any
68	None
69	Kdwb 107.9
70	94.5
71	101.3 KDWB
72	104.5
73	KDWB
74	104.5, 94.1, 100.7
75	94.9 KQDS 107.7 Mix 108 101.7 95.7 96.7
76	I don't listen to any
77	96.1
78	none
79	Any country stations
80	101.3, 94.5, 93.7. 100.7
81	N/a
82	101.3 KDWB 102.1 K102
83	N/A
84	92.7 and 97.7
85	93.3/ 96.7
86	9.49 92.1 107.7

87	KTIS The Current
88	none
89	kq92
90	n/a
91	97.1 which ever one it's called.
92	Cool108
93	None
94	K102 cities 97 93x
95	102.5 102.1 102.9 101.3
96	N/A
97	95.7 107.7
98	None
99	B105
100	None
101	I don't really listen to local radio stations.
102	Spotify
103	None
104	None
105	100.7 97.7 96.1 etc
106	Non
107	None
108	92.3 WRLS
109	K102
110	107.7
111	Life 97.3
112	Usually I use Bluetooth, but if I do listen to the radio, it's 101.3, 102.1, or 102.9.
113	spotify
114	KDWB KQRS 93X
115	Life 97.3, Kool 101.7
116	933.3 106.9 and 96.7
117	103.3
118	None
119	no
120	104.5, 106.3, 100.7
121	K102
122	none
123	102.1 or 102.9
124	101.3
125	MPR
126	None
127	101.2, 102.9, 98.5
128	101.3 and 102.1
129	104.5, 100.7, 92.9, 95.7
130	WOJB
131	N/A
132	101.3, 102.9, 102.1, 93.7
133	98.5, 101.2, 103.4,94.5
134	None

135	104.5, 95.1
136	Don't use Spotify
137	none
138	None
139	98.5 KTIS
140	93.3
141	104.5, 96.7, 94.1
142	none
143	Life 97.3 duke 102.5
144	107.9
145	Nonetheless
146	no local, sirius
147	Mix 108, KQDS
148	95 KQDS Kool 101.7 Life 97.3
149	Nope
150	Life 97.3
151	KS95
152	101.3 KDWB 102.1 102.9
153	102.1 and 102.9
154	K102, kool 108
155	93.3, 96.7 and 106.9
156	Wax 104.5

7.

Which music streaming service(s) do you use the most? Choose up to three.

	Responses	Percent
Spotify: 	126	56.5%
Pandora: 	43	19.28%
Apple Music: 	38	17.04%
Amazon Music: 	30	13.45%
YouTube Music: 	78	34.98%
SiriusXM: 	17	7.62%
iHeartRadio: 	19	8.52%
Local Streaming Radio Station (please specify): 	13	5.83%
None: 	8	3.59%
If other, please specify: 	9	4%
Total Responded to this question:	223	100%
Total who skipped this question:	0	0%
Total:	223	100%



7.

Which music streaming service(s) do you use the most? Choose up to three.

Response	Comments
1	107.7
2	Mix 108
3	Soundcloud
4	Utilize YouTube for some music but do not subscribe to any of their streaming services.
5	102.1
6	Trebel
7	Trebel Music
8	Life 97.3
9	102.1 or 102.9



8.

**Do you pay for ad-free music streaming?**

		<b>Responses</b>	<b>Percent</b>
Yes:		124	55.61%
No:		99	44.39%
Total Responded to this question:		223	100%
Total who skipped this question:		0	0%
Total:		223	100%




9.

Can you recall any recent ads from Northwood Technical College?

		Responses	Percent
Yes:		71	32.27%
No:		149	67.73%
Total Responded to this question:		220	98.65%
Total who skipped this question:		3	1.35%
Total:		223	100%






**10. Have you heard Northwood Tech advertisements on a local radio station? If so, which station(s)?**

	Responses	Percent
Yes: 	9	12.5%
No: 	63	87.5%
List Radio Station(s) Here: 	8	11.11%
Total Responded to this question:	72	32.29%
Total who skipped this question:	151	67.71%
Total:	223	100%

10. Have you heard Northwood Tech advertisements on a local radio station? If so, which station(s)?

Response	Comments
1	KTCO
2	WJMC
3	105.1, 98.9
4	the fox
5	96.7
6	104.5, maybe
7	I don't remember
8	I don't listen to a lot of radio and when I do the channels are being changed frequently so I am not sure what station I heard it on.

**11. Have you seen a Northwood Tech advertisement on a local network television station? If so, which one(s)?**

	Responses	Percent
Yes: 	21	28.77%
No: 	52	71.23%
List Local Station(s) Here: 	15	20.55%
Total Responded to this question:	73	32.74%
Total who skipped this question:	150	67.26%
Total:	223	100%

11. Have you seen a Northwood Tech advertisement on a local network television station? If so, which one(s)?

Response	Comments
1	WDIO
2	kbjr
3	KBJR
4	KBJR
5	I can't recall
6	Fox
7	Fox
8	Not sure- local television
9	KBJR
10	fox 9
11	It was on Hulu
12	KBRS
13	KBJR, FOX
14	Local channels, 21, 10 and 6
15	KBJR

12.

Where did you see and/or hear these advertisements? Select all that apply.

	Responses	Percent
Online Search/Search Engines:	18	28.12%
Display Ads while Browsing the Internet:	11	17.19%
Social Media Ads:	34	53.12%
Billboards/Buses:	21	32.81%
On-Campus Events:	17	26.56%
Community Events:	12	18.75%
Streaming Video App(s):	9	14.06%
Streaming Music App(s):	7	10.94%
High School Sports Facilities:	3	4.69%
High School Sports Streaming:	4	6.25%
Local Newsletters:	8	12.5%
Local Chambers:	1	1.56%
Websites and Blogs:	9	14.06%
Mobile Apps:	3	4.69%
Email Marketing:	5	7.81%
Print Media, i.e. Magazines, Newspapers:	10	15.62%
Speedways/Racetracks:	4	6.25%
Cinema Ads:	1	1.56%
Digital Monitors in Local Businesses:	1	1.56%
Postcards:	2	3.12%
Brochures/Flyers:	20	31.25%
If other, please specify:	7	10%
Total Responded to this question:		64 28.7%
Total who skipped this question:		159 71.3%
Total:		223 100%

12.

Where did you see and/or hear these advertisements? Select all that apply.

Response	Comments
1	My highschool was adverstsing the college.
2	Facebook
3	Linkedin.com schools account
4	Course catalog mailing.
5	youtube
6	tiktok
7	Dulut transit bus

13.

**Can you recall any recent ads from other colleges?**

	Responses	Percent
Yes:	78	35.62%
No:	141	64.38%
If yes, please specify:	61	27.85%
Total Responded to this question:	219	98.21%
Total who skipped this question:	4	1.79%
Total:	223	100%

13.

Can you recall any recent ads from other colleges?

Response	Comments
1	CVTC
2	I remember that UWS and LSC have ads on tv. I also seen that St.Scholastica had allot of advertising at the DTA in Duluth.
3	Capella
4	CVTC at the movie theaters
5	Email
6	CVTV
7	Online colleges programs
8	Perdue global
9	Perdue Global University
10	LSC, CSS, UMD, UWS
11	State run colleges like UW and UM
12	I see some for like UW platteville and U of M
13	Lake Superior College
14	Lake Superior College in Duluth
15	online schools all over and then colleges for north dakota
16	LSC. I recall because my coworker was the star of the ad.
17	Big 10 schools during bowl season (college football)
18	Rasmussen
19	GCU
20	Online
21	University of Minnesota Eau Claire
22	Southern New Hampshire University (SNHU)
23	Lake Superior College, UW Superior
24	Uw superior
25	River Falls
26	Facebook- WGU and Lakeland
27	CVTC has a program commercial on TV
28	SNHU
29	Hulu will have college ads occasionally, unsure of exactly college's.
30	Southern New Hampshire University
31	Don't remember exactly what colleges I think Concordia
32	CVTC
33	Billboards for Superior and UMD
34	I don't remember the name but it's in AZ and Post University
35	Saint Mary's

3 6 UofM  
3 7 CVTC  
3 8 Just on social media platforms, I've seen them before, like Facebook and Instagram.  
3 9 UMD  
4 0 SNHU always has commercials airing  
4 1 Billboards - Mankato  
4 2 Lake Superior College, Saint Scholastica  
4 3 St. Scholastica Northern Michigan  
4 4 Western Governors University  
4 5 The online ones that are in like Arizona. Can't remember names  
4 6 Some college in the state I think  
4 7 in mail and on social media and websites  
4 8 Christain College  
4 9 billboards  
5 0 Sparta University from Oklahoma  
5 1 CVTC  
5 2 CVTC  
5 3 Kaplan and SNU  
5 4 mainly online colleges in the south  
5 5 Lake Superior college  
5 6 I sometimes see advertisements for bigger colleges like the U of M, or UW Madison  
5 7 Many in yiutube  
5 8 SNHU, UW schools, and another tech in southern WI (can't remember name of school.)  
5 9 LSC, Fond du Lac, UMD and UWS  
6 0 Chippewa valley tech  
6 1 Lsc fond du lac

14.

Where did you see and/or hear these advertisements? Select all that apply.

	Responses	Percent
Online Search/Search Engines:	17	21.79%
Display Ads while Browsing the Internet:	14	17.95%
Social Media Ads:	34	43.59%
Billboards/Buses:	12	15.38%
Radio, please specify station(s) below:	10	12.82%
On-Campus Events:	3	3.85%
Community Events:	4	5.13%
Streaming Video App(s):	14	17.95%
Streaming Music App(s):	4	5.13%
High School Sports Facilities:	0	0%
High School Sports Streaming:	0	0%
Local Newsletters:	4	5.13%
Local Chambers:	1	1.28%
Websites and Blogs:	5	6.41%
Mobile Apps:	5	6.41%
Email Marketing:	13	16.67%
Television, please specify station(s) below:	18	23.08%
Print Media, i.e. Magazines, Newspapers:	4	5.13%
Speedways/Racetracks:	0	0%
Cinema Ads:	1	1.28%
Digital Monitors in Local Businesses:	0	0%
Postcards:	2	2.56%
Brochures/Flyers:	6	7.69%
If other, please specify:	16	20%
Total Responded to this question:		78 34.98%
Total who skipped this question:		145 65.02%
Total:		223 100%

14.

Where did you see and/or hear these advertisements? Select all that apply.

Response	Comments
1	WAXX 104.5 radio station
2	tik tok
3	KBJR advertised classes also saw Northwood Tech
4	I don't remember the station!
5	Event posting, billboard/flyer on Northwood Tech, Ashland campus
6	I don't recall the station
7	KDWB
8	k102

- 9 Local Duluth Fox station
- 10 Non stop calls
- 11 Local tv stations 4,5,9,11
- 12 Many different stations
- 13 all stations
- 14 Wdio and fox21
- 15 If college football is on, those advertisements are always playing. Stations like Fox 9, Kare11, Big 10 Network, etc.
- 16 Same stations I see and hear Northwood Tech ads.

15.

**What type of content do you find most informative when considering colleges?**

	Responses	Percent
Videos:	98	46.01%
Interactive/Virtual Tours:	98	46.01%
Academic Program Details:	158	74.18%
Success Stories:	100	46.95%
Student Life/Student Club Information:	95	44.6%
In-Person Campus Tours:	142	66.67%
Program Observation (in a classroom or lab):	95	44.6%
All of the above:	60	28.17%
Total Responded to this question:		213 95.52%
Total who skipped this question:		10 4.48%
Total:		223 100%



**16. In your opinion, which advertising communication methods has been the most influential in your decision to attend Northwood Tech?**

	Responses	Percent
Online Search/Search Engines:	83	40.1%
Display Ads while Browsing the Internet:	13	6.28%
Social Media Ads:	39	18.84%
Billboards/Buses:	19	9.18%
Radio:	11	5.31%
On-Campus Events:	70	33.82%
Community Events:	33	15.94%
Streaming Video App(s):	9	4.35%
Streaming Music App(s):	5	2.42%
High School Sports Facilities:	11	5.31%
High School Sports Streaming:	8	3.86%
Local Newsletter:	20	9.66%
Local Chambers:	4	1.93%
Websites and Blogs:	29	14.01%
Mobile Apps:	17	8.21%
Email Marketing:	15	7.25%
Television:	18	8.7%
Print Media, i.e. Magazines, Newspapers:	14	6.76%
Speedways/Racetracks:	5	2.42%
Cinema Ads:	9	4.35%
Digital Monitors in Local Businesses:	2	0.97%
Postcards:	10	4.83%
Brochures/Flyers:	49	23.67%
Promotional Items, i.e. Northwood Tech Lip Balm, Pens, T-Shirts:	36	17.39%
If other, please specify:	21	10%
Total Responded to this question:		207 92.83%
Total who skipped this question:		16 7.17%
Total:		223 100%

16. In your opinion, which advertising communication methods has been the most influential in your decision to attend Northwood Tech?

Response	Comments
1	My counseclor had helped me picked this out and I had when on a tour at Northwood.
2	Not sure
3	i only started seeing ads after i enrolled. i enrolled bc it was the closest to my house and i know people who have gone here
4	None
5	Northwood Tech website.
6	Word of mouth mostly. I will say, NWT has the best student life from any college I've taken courses at. I think this should be advertised more.

7	The idea that people make these decisions based on ads is silly. I only chose this school because of proximity to my house. That's it.
8	Word of mouth
9	Just that I went before
10	Originally I was going to take the part time RN program, but ended up doing full time. It is a great option that you have this!!
11	word of mouth
12	Northwood tech helped me get my hsed.
13	Northwood Technical college website.
14	close to home
15	cost
16	College fairs
17	Proximity to home
18	In my hometown
19	none, the program is what drew me
20	None of the above, advertising was not a critical aspect, it was personal experience (family and friends).
21	class reimbursement from employer

17.

**What factors influenced your decision to attend Northwood Technical College?**








	Responses	Percent
Cost:	139	66.19%
Location:	170	80.95%
Academic Reputation:	54	25.71%
Program Availability:	126	60%
Transferability of Credits:	42	20%
Word of Mouth:	58	27.62%
Success Stories:	34	16.19%
If other, please specify:	12	5%
Total Responded to this question:	210	94.17%
Total who skipped this question:	13	5.83%
Total:	223	100%

17.

**What factors influenced your decision to attend Northwood Technical College?**

Response	Comments
1	DVR
2	Employer is funding
3	Free course to further education
4	Access to equipment within the chosen program.
5	I already earned a degree here
6	personal goal
7	Accomodations
8	Offered me help to pass the basic standard tests
9	Location
10	Part of volunteering
11	Work schedule and child care
12	My own success when previously attending. Received my occupational therapy degree in 2007

**18.**  
**What is your Age?**









	<b>Responses</b>	<b>Percent</b>
Under 18: 	5	2.4%
18-19: 	46	22.12%
20-24: 	51	24.52%
25-30: 	29	13.94%
31-40: 	46	22.12%
41-64: 	31	14.9%
65+: 	0	0%
Total Responded to this question:		208
Total who skipped this question:		15
<b>Total:</b>		<b>223</b>
		<b>93.27%</b>
		<b>6.73%</b>
		<b>100%</b>

19.  
What is your Gender?

	Responses	Percent
Male:	45	21.63%
Female:	155	74.52%
Non-Binary/Other:	8	3.85%
Prefer Not to Answer:	0	0%
Total Responded to this question:	208	93.27%
Total who skipped this question:	15	6.73%
Total:	223	100%

20.

Select all Campus Locations in which you attend classes.

	Responses	Percent
Ashland: 	22	10.58%
New Richmond: 	67	32.21%
Rice Lake: 	63	30.29%
Superior: 	51	24.52%
Online: 	55	26.44%
Balsam Lake Outreach Center: 	0	0%
Hayward Outreach Center: 	0	0%
Ladysmith Outreach Center: 	0	0%
Total Responded to this question:	208	93.27%
Total who skipped this question:	15	6.73%
Total:	223	100%

21.

Choose a category that best fits your area of study:

	Responses	Percent
Agriculture:	4	1.93%
Architecture and Construction:	6	2.9%
Business, Management, Administration, and Finance:	34	16.43%
Education and Training:	10	4.83%
General Studies:	4	1.93%
Health Science:	69	33.33%
Hospitality and Tourism:	6	2.9%
Information Technology (IT):	8	3.86%
Law, Public, Safety, and Security:	14	6.76%
Manufacturing:	10	4.83%
Transportation, Distribution and Logistics:	0	0%
University Transfer:	2	0.97%
If other, please specify:	40	19.32%
Total Responded to this question:		207 92.83%
Total who skipped this question:		16 7.17%
Total:		223 100%

21.

Choose a category that best fits your area of study:


Response	Comments
1	Human Services
2	Cosmetology
3	Criminal Justice and Medical
4	Human Services Assoaistaes Degree
5	Clerk data entry
6	Human services
7	Criminal Justice (not sure if that falls under law)
8	Cyber Security of automated systems and controls within kinetic, nuclear and non-kinetic DOD/Military weapons platforms.
9	Cosmetology
10	Human Services
11	Hvac
12	Human services
13	cosmotolgy
14	Cosmetology
15	Human Services
16	Cosmetology
17	Human services
18	cosmo
19	Cosmetology
20	Nursing
21	Human Services
22	Agriculture power and equipment

23	HSA
24	Human Services/ADDA
25	Cosmetology
26	Human Resources
27	Vet Tech
28	Cosmetology
29	Human Services
30	Nursing
31	Automated Packaging
32	cosmotology
33	Vet Tech
34	cosmotology
35	HVAC
36	Emergency services Technicians
37	Human Service Associates
38	Medical assistant
39	Automotive Technician
40	Nursing



22.

Enter your student ID number to be eligible for a \$10 Canteen voucher prize drawing.

	Responses	Percent
Responses: 	181	100%
Total Responded to this question:	181	81.17%
Total who skipped this question:	42	18.83%
Total:	223	100%

22.

Enter your student ID number to be eligible for a \$10 Canteen voucher prize drawing.

Response	Response Text
1	17444894
2	17429632
3	03908764
4	16599907
5	17721664
6	02108615
7	17128266
8	16615078
9	16154566
10	17415111
11	16601090
12	17447494
13	17696483
14	16988230
15	17128630
16	17808985
17	14987361
18	03830361
19	17503992
20	17809882
21	17020626
22	17001945
23	12044005
24	17662618
25	15977688
26	17798546
27	17414396
28	15639532
29	14418858
30	02867061
31	17598060
32	17435326
33	17292131
34	17367908
35	15617835
36	17409573
37	14337400

38	Charlene Eastman
39	17080595
40	16940065
41	17627349
42	17519371
43	13990807
44	02341796
45	17656170
46	16941989
47	17353387
48	13698957
49	15177083
50	12582140
51	17071248
52	17372874
53	15564054
54	17245071
55	15496272
56	17487443
57	17800275
58	16404075
59	16211870
60	16502056
61	16958980
62	16922554
63	17055375
64	13699308
65	17688735
66	17448196
67	17599152
68	16402476
69	15456492
70	15721159
71	13959867
72	17337319
73	17706584
74	17466474
75	15458949
76	17563584
77	14781974
78	17112081
79	13158131
80	17567575
81	13084642
82	13205490
83	16664296
84	15457389
85	17566834

86	17627440
87	17653479
88	17330026
89	14540876
90	17375526
91	13704677
92	16302233
93	15650192
94	10161721
95	17301257
96	16793295
97	14858505
98	17566236
99	17112575
100	12894777
101	17112562
102	02544674
103	17333432
104	17133622
105	17121194
106	17666414
107	16907305
108	02960141
109	17735821
110	17806060
111	71544760
112	17062486
113	14382705
114	17634044
115	15467152
116	17234632
117	12996281
118	16978584
119	17442567
120	16859764
121	17565313
122	17373485
123	13584414
124	17611450
125	17834127
126	17491720
127	17247697
128	17289401
129	15006042
130	14863627
131	16647994
132	17454228
133	16514913

134	17067179
135	17303571
136	13688908
137	17522257
138	16621721
139	14650973
140	14595034
141	16774965
142	17602285
143	17470127
144	17805696
145	17109052
146	17389709
147	16171700
148	17727878
149	17669027
150	17685771
151	16625816
152	13348594
153	17746793
154	17523869
155	17321797
156	17567718
157	17794165
158	17714943
159	16384042
160	16618172
161	15502408
162	12045396
163	16129801
164	14595034
165	17089643
166	16781595
167	17839171
168	02684216
169	15599484
170	15378817
171	02922987
172	03098149
173	16874987
174	17111093
175	13759459
176	17685888
177	14218710
178	16743934
179	15694405
180	15743571
181	12942708